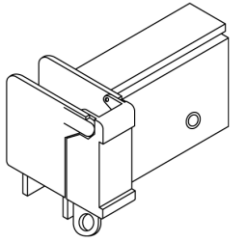


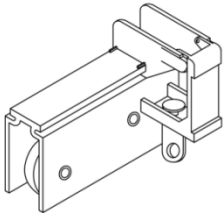
Drapery Track



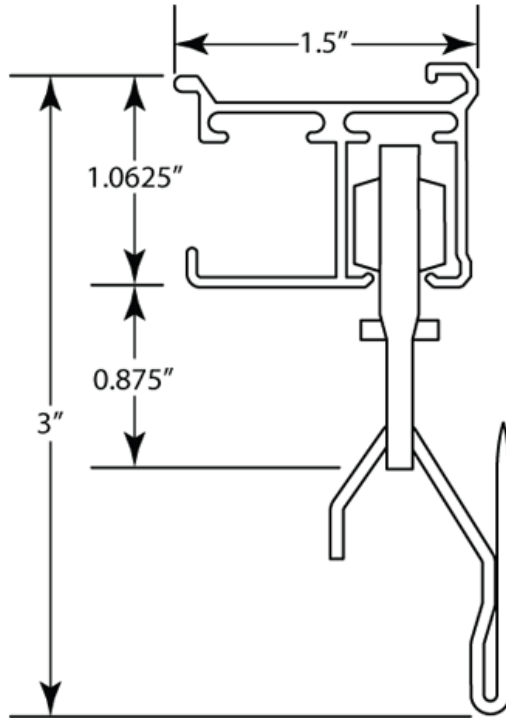
Ball Bearing Carrier



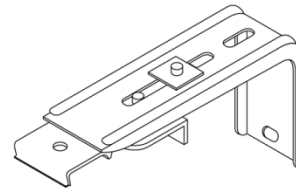
Left Hand Ball Bearing Pulley



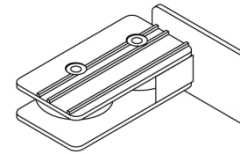
Right Hand Ball Bearing Pulley



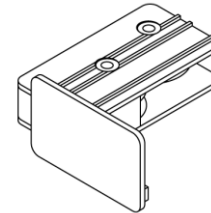
Drapery Track and Carrier



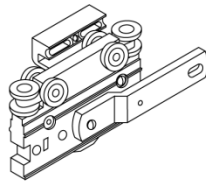
Wall Bracket



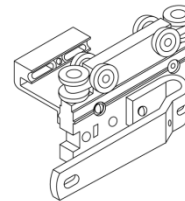
Right Side One Way Draw Pulley



Left Side One Way Draw Pulley



Left Hand Master Carrier



Right Hand Master Carrier

COMPONENTS

Cubicle Track:
1000 Series Drapery Track Cord Draw

Carrier:
Ball Bearing Carrier

Other Parts:
Wall Bracket, Left Hand Ball Bearing Pulley, Right Hand Ball Bearing Pulley, Right Hand One Way Draw Pulley, Left Hand One Way Draw Pulley, Right Hand Master Carrier, Left Hand Master Carrier

SPECIFICATIONS

- Heavy duty extruded aluminum white baked enamel.
- Track channel available in straight continuous lengths up to 18 feet.
- Comparable with 94001 series from kirsh

**1000 SERIES PINCH PLEATED
DRAPERY TRACK
(CORD DRAW)**

Project:

Date:

Scale:

Dimensions:

By:
