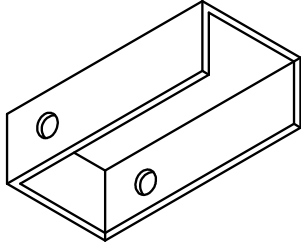
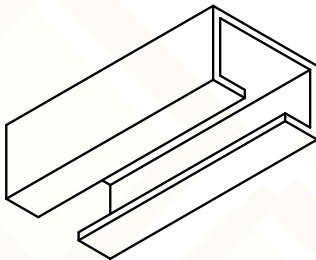


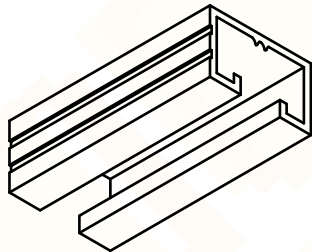
Classic Pull-out



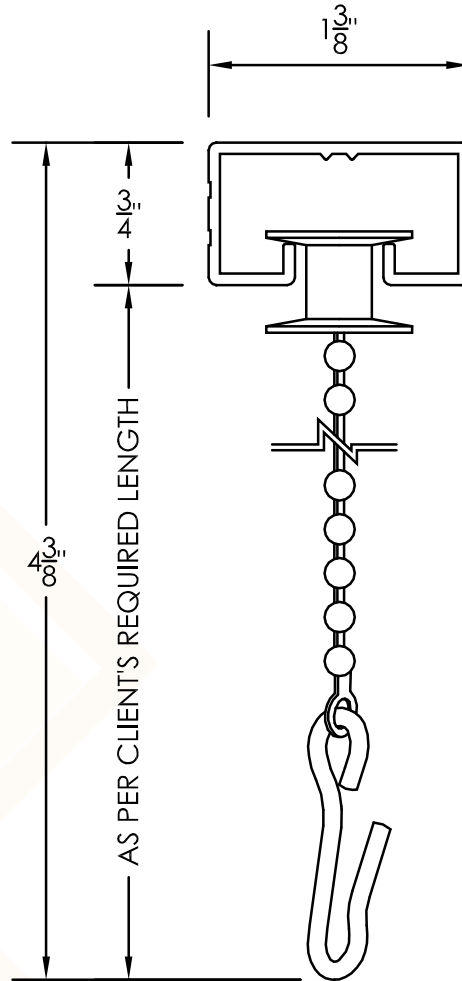
Classic End Cap



Classic Splice



Classic Track



Classic Extended Carrier

COMPONENTS

Cubicle Track:
Cube Care Classic Track
Clear Anodized Aluminum

Carrier:
Classic Extended Carrier
Self Lubricating

Other Parts:
Classic Pull-Out, Classic End Cap, Classic Splice & Classic Track.

SPECIFICATIONS

- > Section size: 1-3/8" x 3/4" x 0.06 wall thickness
- > Extruded 5052 anodized aluminum
- > Ridge-grooved center for easy installation
- > 20' track length bends approx. 14"
- > 3 lbs. max. weight per foot
- > 10-15% of cubicle curtain to be accommodate by carriers

Stacking: Curtain stack depth typically 3" for every foot of cubicle width. Depth may vary due to fabric type, mesh selection, and lining thickness (if selected).

Grommeting: Grommets are recommended to be spaced every 6" on-center.

CLASSIC EXTENDED CARRIER FORM

Project:

Date:

Scale:

Dimensions:

By:
