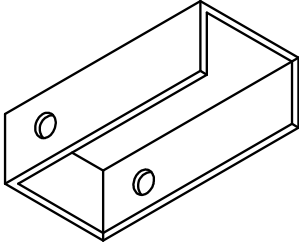
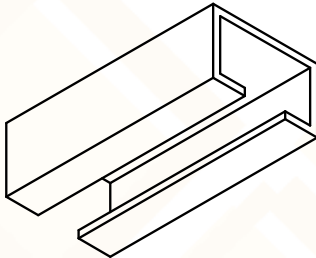


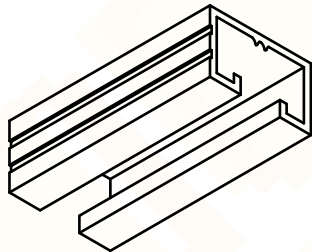
Classic Pull-out



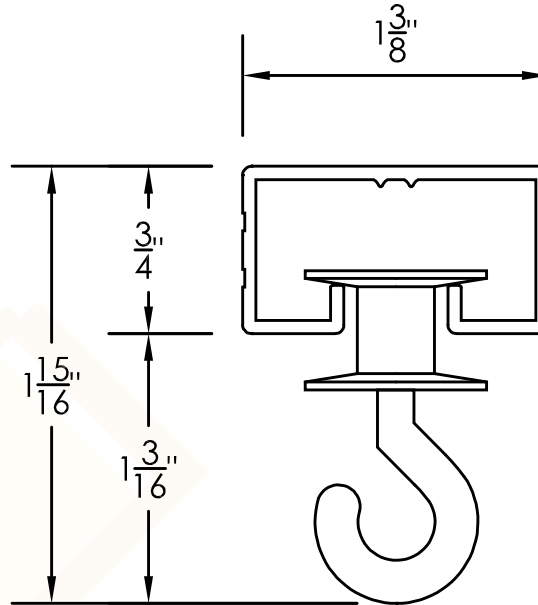
Classic End Cap



Classic Splice



Classic Track



Classic Economy Carrier

**COMPONENTS**

**Cubicle Track:**  
Cube Care Classic Track  
Clear Anodized Aluminum

**Carrier:**  
Classic Economy Carrier  
Self Lubricating

**Other Parts:**  
Classic Pull-Out, Classic End Cap, Classic Splice & Classic Track.

**SPECIFICATIONS**

- > Section size: 1-3/8" x 3/4" x 0.06 wall thickness
- > Extruded 5052 anodized aluminum
- > Ridge-grooved center for easy installation
- > 20' track length bends approx. 14"
- > 3 lbs. max. weight per foot
- > 10-15% of cubicle curtain to be accommodate by carriers

*Stacking:* Curtain stack depth typically 3" for every foot of cubicle width. Depth may vary due to fabric type, mesh selection, and lining thickness (if selected).

*Grommeting:* Grommets are recommended to be spaced every 6" on-center.

**CLASSIC ECONOMY CARRIER FORM**

**Project:**

---

**Date:**

---

**Scale:**

---

**Dimensions:**

---

**By:**

---